



MARKET STATISTICS

Exchange / Symbol	TSX: STGO
Price:	CAD \$0.77
Market Cap (\$mm):	\$35.1
Shares Outstanding (mm):	45.6
Float (%):	83%
Volume (3 month avg.):	30,356
52 week Range:	\$0.59-\$1.14
Industry:	Mining

CONDENSED BALANCE SHEET

(USD \$mm, except per share data)

Balance Sheet Date:	12/31/2019
Cash:	\$3.39
Cash/Share:	\$0.08
Debt:	\$9.7
Equity (Book Value):	\$11.1
Equity/Share:	\$0.23

CONDENSED INCOME STATEMENTS

(USD \$mm, except per share data)

FY - 12/31	Revenue	Net Income	EBITDA	EPS
FY17	\$0.0	\$(5.6)	\$(5.3)	\$(0.28)
FY18	\$0.0	\$(12.2)	\$(8.3)	\$(0.33)
FY19	\$0.0	\$(5.2)	\$(4.8)	\$(0.12)
FY20E	\$73.56	\$17.2	\$28.5	\$0.36

LARGEST SHAREHOLDERS

LIM Advisors Limited	4,965,200
Atmacorp Ltd. Asset Management	2,538,262
Triple Flag Mining Finance	2,080,000
Elliott Management Corporation	1,500,000
Bataa Tumor-Ochir	1,122,000
Matthew Wood	1,000,062
Aneel Waraich	589,163
Enkhtuvshin Khishigsuren	240,000
Patrick Michaels	153,000

STOCK CHART



COMPANY DESCRIPTION

Steppe Gold Ltd. (TSX: STGO) is a precious metals exploration and production company with current operations in Mongolia. The Company is currently developing its 100% owned Altan Tsaagan Ovoo Gold Project (ATO) acquired from Centerra Gold in September 2017, with production recently beginning in March 2020. The Company's portfolio also contains an 80% ownership in an exploration-stage mineral property called the Uudam Khundii (UK) with a 20% joint venture partner. Steppe Gold became public as the only main board mining IPO in 2018 raising \$25 million. The Company is headquartered out of Ulaanbaatar, Mongolia.

SUMMARY

- Steppe Gold's flagship project Altan Tsaagan Ovoo (ATO) is fully constructed and recently received its final cyanide permit in Q4 2019, which allows production to begin. The Company has recently begun leaching the crushed ore and remains on track to produce 60,000 oz of gold in 2020.
- The Company is now mining, crushing and stacking at a rate of ~3,500 tonnes per day, and has accumulated 553,000 tonnes mined at a grade of 2.0g/t gold for approximately 24,000 oz of gold currently crushed and stacked on Cell 1 of the leach pad. Because this gold is already crushed and stacked, we anticipate a higher tonnage milled in 2020.
- The ATO property is projected to produce strong annual cash flows with 2020 production expected to produce ~60,000 oz of gold per annum from the heap leach operation with cash cost per ounce of ~US\$550 over the life of the mine.
- Upside potential for the flagship project remains as Steppe has three diamond core exploration drilling rigs focusing on resource extensions at ATO1 and ATO4 as well as Mungu, a high grade, near surface gold and silver potential site located northeast of the current resources at the ATO project. These expansion projects could lead to an increase in resources and expanded 150,000 oz per annum fresh rock crush and CIL operation. With gold commencing at ATO, the Company plans to continue its exploration programs with a revised resource and reserve statement in Q3 2020.
- Steppe Gold's Uudam Khundii (UK) property currently encompasses 14,397 hectares located 800km south-west of Ulaanbaatar and holds one exploration license. Steppe Gold has commenced initial exploration activities on the property including geological mapping, geochemical sampling, geophysical surveys, and trenching.
- STGO's management is well established and has a long operating history in Mongolia. The Company's newly appointed CEO, Bataa Tumor-Ochir, has extensive experience operating in Mongolia as CEO of Wolf Petroleum Ltd., an oil and gas exploration company, and Hunnu Coal Limited, a Mongolian Coal Company.
- The Company announced the final tranche of its private placement on January 30, 2020 of 2,612,222 common shares at a price of C\$0.90 per share for aggregate gross proceeds of \$2,351,000. In addition, the Company also closed a USD \$3M convertible debenture financing with the Mongolian National Strategic Investment Fund. The debenture bears interest at 12% per annum and is convertible at \$0.68
- Based on our DCF and Comparable Companies analysis of STGO, we arrive at a valuation range of ~CAD\$0.50 to \$1.81, with a midpoint of ~\$1.13; see page 7 for further details.

BUSINESS OVERVIEW

Steppe Gold is a precious metals exploration and development company based out of Ulaanbaatar, Mongolia that is focused on developing their existing assets in Mongolia. The Company currently has 3 assets consisting of their flagship Altan Tsaagan Ovoo (ATO) project, Mungu discovery, and Uudam Khundii (UK) project.

The Company purchased their flagship property, ATO, from Centerra Gold Inc. in 2017 with the goal of establishing a near-term, low cost producing mine as the company's initial project. Steppe Gold became the only mining IPO on the Toronto stock exchange in 2018 when they announced the closing of its initial public offering on May 22nd, 2018. The offering saw the Company issue 10.6M Units at a price of C\$2.00 per unit for gross proceeds of C\$21.1M. Each Unit is composed of one common share and one warrant exercisable at C\$2.34 for 24 months, or until May 2020. The Company used proceeds from their IPO to fund working capital and complete construction of their heap leach plant at ATO.

Exhibit 1: Steppe Gold's Mongolian Operations



Source: Company Reports

In addition to the flagship project purchased from Centerra Gold, Steppe Gold has also been focused on developing two additional properties. The Mungu discovery, located northeast of the ATO project, is an epithermal gold-silver system with localized bonanza grades. The stage 2 drilling, which was finished in Summer 2018, delivered the first visible gold seen with super high grades being recovered. Stage 3 saw 8 drill holes completed with results currently pending and expected Q3 2020.

Lastly, the Uudam Khundi (UK) project is comprised of one exploration license granted in August 2017, covering 14,397 hectares roughly 800km south west of Ulaanbaatar. The property is between two known gold deposits explored by Erdene Resource Development, the Bayan Khundii gold discovery and Altan Nar epithermal gold deposit.

Steppe Gold's goal is to become one of the leading gold producers in Mongolia with regional consolidation opportunities present. The mining sector currently accounts for 20% of GDP and 80% of exports in Mongolia and is a large economic driver of growth in the region. The current majority government, the Mongolian People's Party, is a supporter of foreign investment into the region and

recently approved the "Gold-2" program to support gold companies and double annual gold production in the country by the end of 2020. There are several competitors currently operating in the region including Erdene Resources (TSX:ERD), Rio Tinto Group (LSE: RIO), and Xandu Mines (ASX: XAM).

The Company's founder and chairman, Matt Wood, has extensive operating history in the country including the founding of a Mongolian Coal Company, Hunnu Coal Limited, which Mr. Wood sold to Banpu PCL in 2011 for US\$500M. The Company's CEO, Bataa Tumor-Ochir, was appointed on December 2nd 2019, following the final permitting of the ATO mine. Mr. Tumor-Ochir is a founding director of the company and has been instrumental in the growth of the company. The Company is hoping to leverage both Mr. Wood's and Mr. Tumor-Ochir's extensive experience and key relationships in Mongolia to continue growing Steppe's resources and low-cost production.

As of March 2020, the Company has begun the leaching process at the ATO Gold mine. The Company has crushed and stacked ore of 533,000t of gold ore at a grade of 2.0 g/t. Steppe currently has an expected 24,000 ounces of leachable gold on cell 1 and expects to produce 60,000 ounces in 2020. Additionally, with gold production beginning, the Company will also resume exploration efforts at the ATO deposits and Mungu Discovery.

Exhibit 2: ATO Project Site



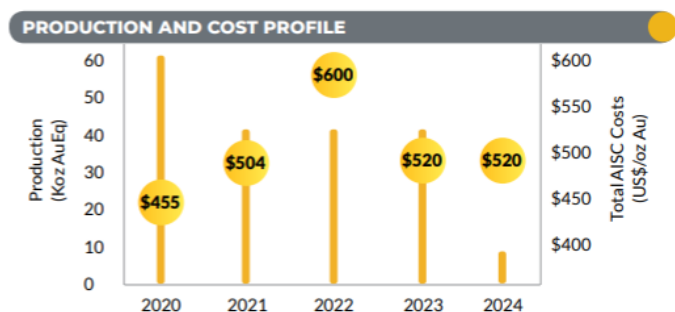
Source: Company Reports

ALTAN TSAGAAN OVOO (ATO) PROJECT

The Company's Altan Tsagaan Ovoo (ATO) project was purchased from Centerra Gold in 2017. Located in the territory of Tsagaan Ovoo soum in Eastern Mongolian, the ATO project is comprised of one mining license for an area of 5,492.63 hectares. After acquiring the property in 2007, Centerra invested US \$25 million into the area drilling 597 holes and a total of 63,866m of exploration. Centerra also completed geologic mapping, soil and outcrop sampling, and a gravity survey. In a technical report in October 2017, a developmental plan for a heap leach operation was formed for an estimated cost of US\$19.6 million and total operating cost of \$48.8 million. The project was estimated to produce roughly 147K ounces of gold and 673K ounces of silver over the life of the mine.

In May 2018, Steppe Gold finalized a gold and silver streaming agreement with Triple Flag Mining Finance to receive US\$23M to establish the heap leach plant at ATO. The goal of the project is to leverage the US\$25million investment made by Centerra in order to quickly scale gold and silver production that will create high margin cash flow for the business. The estimates of current cash cost per ounce are less than US\$550, which would create a healthy cash flow margin based on current spot rates around US\$1,570/oz.

Exhibit 3: Production and Cost Profile (2017 Technical Report)



Source: Company Reports

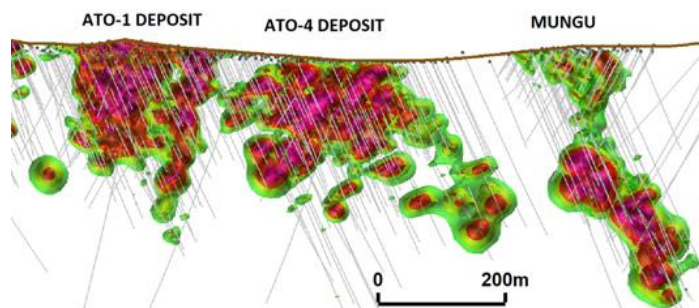
The majority of the ATO gold and silver is contained in three vertical pipes named ATO 1, ATO 2, and ATO 4. The Company has based these resources off of 32,791 samples from 238 drill holes, most of which were completed prior to STGO's acquisition of the project.

Exhibit 4: ATO Project Site



Source: Company Reports

Exhibit 5: 3D View of estimated Au block grades at ATO pipes



Source: Company Reports

The richest of these gold deposits is at ATO 1 with measured and indicated grams per tonne (g/t) at 1.48. The current combined measured and indicated resource by deposit shows 208k oz of gold and 1.68 million oz of silver from all 3 deposits. We note that these deposits have potential to vary as the first 533,000 tonnes trial mined at ATO returned a gold grade of 2.0 g/t.

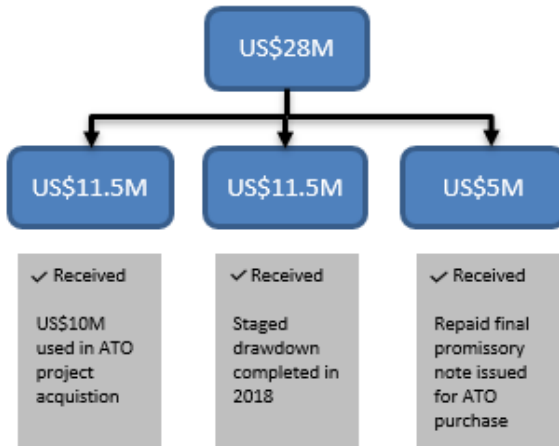
Exhibit 6: Oxide Resource by Deposit

Oxide Resource by Deposit				
M&I Resource by Deposit	g/t Au	Koz Au	g/t Ag	Koz Ag
ATO 1	1.48	144	9.37	912
ATO 2	0.62	25	4.81	190
ATO 4	1.25	40	18.06	579
Total / Average	1.23	208	9.96	1,680

Source: Company Reports

The ATO plant is an open pit heap leaching project that provides a cost-effective way to extract the 208k oz of gold from the earth. The process of heap leaching involves using a chemical reaction to separate the desired minerals like gold and silver from the ore. Steppe Gold will specifically truck in crushed ore from the mine to place onto collection pads, which will then be treated with cyanide in order to pull the gold and silver from the ore at the recently completed adsorption, desorption, and refining (ADR) plant. The current mine resources at ATO are expected to be processed over the course of 4.5 years, however, it is possible that resource expansion may occur.

In order to finance the mine, Triple Flag Mining Finance agreed to a streaming contract wherein Triple Flag would deliver US\$23 million to STGO in two separate \$11.5M tranches. As of September 2019, Steppe Gold and Triple Flag amended the agreement where Triple Flag would advance an additional US\$5 million to STGO bringing the total to \$28 million. In return for the upfront capital, Steppe Gold is obligated to sell Triple Flag 25% of the gold and 50% of the silver produced from the ATO project at 17% of the spot rate until Steppe has sold an aggregate of 46,000 ounces of gold and 375,000 ounces of silver, respectively. After Steppe Gold has reached these amounts, the obligation to sell is capped at 5,500 ounces of gold and 45,000 ounces of silver for the life of the mine within the stream area. Given the low startup cost and economics of the heap leaching plant, the Company is still anticipated to have a healthy cash flow margin when taking the agreement into account.

Exhibit 7: Triple Flag Streaming Agreement
TRIPLE FLAG STREAM AGREEMENT SUMMARY

Metals Delivery Obligations:

25% of gold & 50% of silver produced at ATO for 17% of prevailing spot prices

Equity Placement

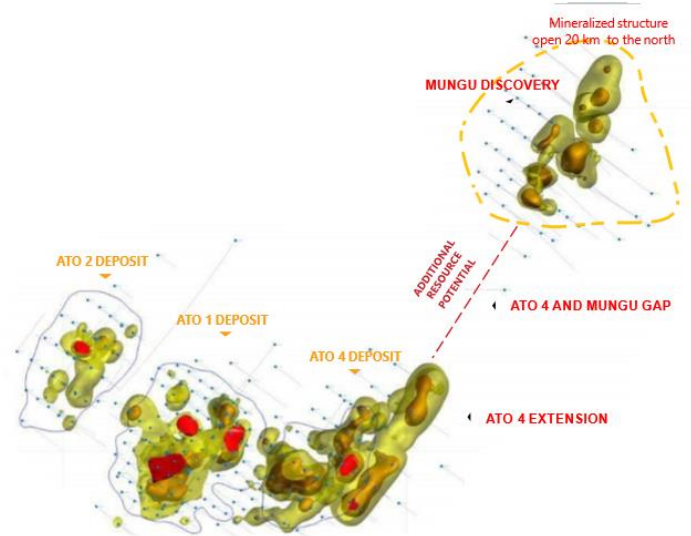
C\$4M invested at C\$2.00/unit (~6.4% Pre-IPO interest)

Source: Company Reports, Stonegate Capital

In December 2019, the Company announced that it had received final cyanide permitting for the ATO project. With the permitting in the place, the Company has begun the leaching process on the 533,000 tonnes of material that has been mined, crushed, and stacked on cell 1. The stacked material has a grade of 2.0g/t gold equating to approximately ~24,000 oz of gold at a 70% recovery rate. The Company is anticipating full year production in 2020 of approximately 60,000 oz of gold. The Company is also anticipating cash cost of less than \$550/oz for the life of the mine. Now that production has begun, the company has resumed a feasibility study on expanding to a larger fresh rock crush and grind CIL operation which could produce upwards of 150,000 ounces of gold annually.

MUNGU DISCOVERY

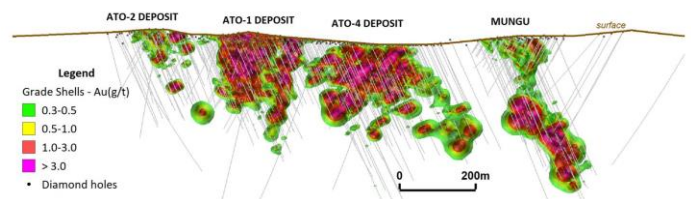
The Mungu Gold and Silver discovery is located northeast of the resources at the ATO project. It is a structurally controlled epithermal gold-silver system with localized Bonanza grades. In Q4 2018, the Company finished a Stage 3 drilling program totaling 8,000m in the Mungu Deposit, Mungu Gap, and the Mungu Extended prospects. The initial drill results at Mungu were promising including the first visible gold being seen at ATO with super high grades being returned.

Exhibit 8: Mungu Discovery


Source: Company Reports

The first drilling by Steppe at Mungu returned 15g/t Au and 82 g/t Ag over 46m. The Mungu discovery has the potential to drastically increase the size of the resource for Steppe Gold, with internal geologists suggesting the possibility of an established resource of 500k oz at Mungu.

In addition to the 20 km mineralized structure northeast of the ATO project, there is additional resource potential at the ATO 4 extension and Mungu Gap. To date, there has been very few effective drill holes established away from the Mungu Discovery.

Exhibit 9: Initial Mungu Highlights


Source: Company Reports

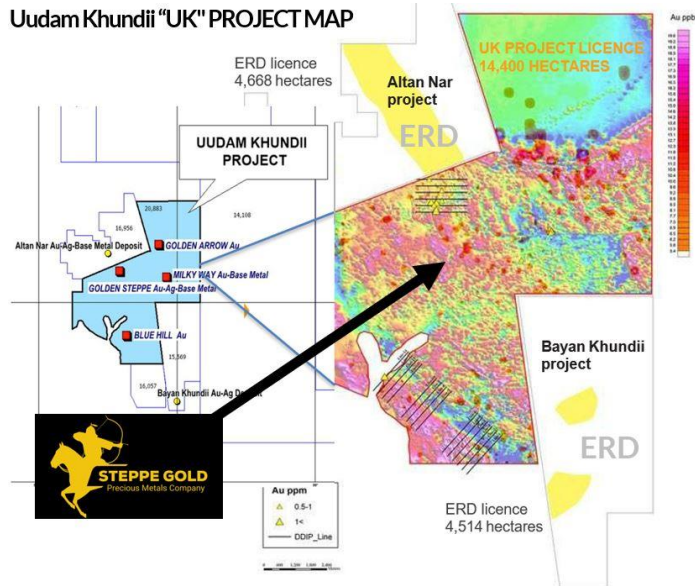
In Q3 2019, the Company temporarily delayed further drilling at Mungu until the cyanide permit for ATO had been received. As of December 2019, the Company has resumed the second stage of the feasibility study and is currently awaiting results from a roughly ~11,000M drill program. The results are expected to be received in Q3 2020.

UDAM KHUNDII (UK) PROJECT

The Uudam Khundii Project is comprised of one exploration license granted in August 2017 covering 14,397 hectares of land located 800km southwest of Ulaanbaatar. The property is located in between the Bayan Khundii gold discovery and Altan Nar epithermal gold deposits which were explored by Erdene Resource Development Corporation. The UK project is owned 80% by STGO and 20% by the provincial government of Bayankhongor in a first of its kind agreement for the region.

Exhibit 10: Uudam Khundii Project

Uudam Khundii "UK" PROJECT MAP



Source: Company Reports

In the second half of 2018, the Company began initial exploration on the property including geological mapping, geological sampling, geophysical surveys, and trenching.

To date, the Company has completed a total of 99 drill holes for 16,157.5 meters, 2400.8-line kilometer ground magnetic survey and a 90.8-line kilometer IP survey. Exploration results for the project have been above their initial expectations and have further underscored the high-grade potential of the ATO project. In late 2018, the Company made the decision to suspend exploration in order to conserve cash. Exploration in the UK project are expected to recommence now that commercial gold mining has begun at ATO.

INDUSTRY OVERVIEW

Macro-economic trends have created a volatile market for both gold and silver thus far in 2020 with gold appreciating 4% and silver depreciating 22% year to date. Many individuals and institutions purchase gold and silver in order to hedge against inflation as well as declines and volatility in the U.S. stock market. While in the short term these commodities are not effective hedges, there are studies that confirm gold does provide an effective hedge to inflation over the long term. Moreover, gold and silver have also provided an effective hedge to European and U.S. stocks during extreme volatility and crises such as the COVID-19 virus. According to Hillier et al gold, platinum, and silver all have some hedging potential, particularly during times of abnormal volatility. In addition to the financial implications of owning gold and silver, both are used in items such as coins and jewelry, which provides some store of value. Results have been mixed with the latest test of volatility.

Exhibit 11: Gold Day Close Price Trailing 3 Years

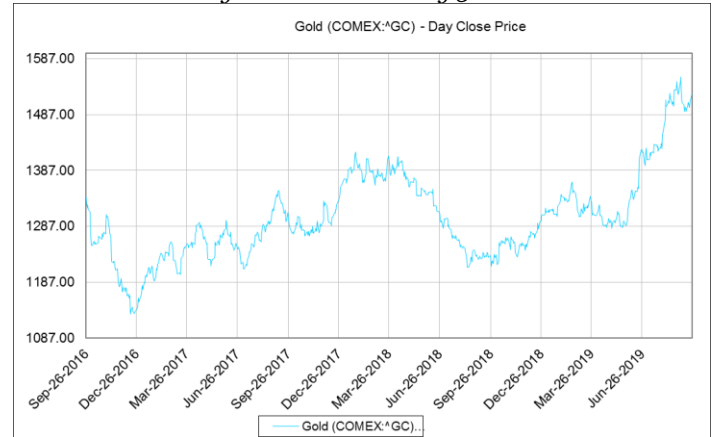
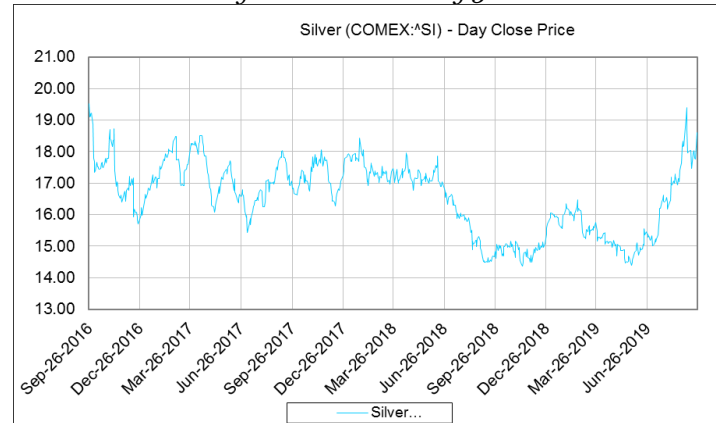


Exhibit 12: Silver Day Close Price Trailing 3 Years



Source: Capital IQ

In 2018, the largest gold producing countries were China (399.7 tonnes), Australia (312.2 tonnes), Russia (281.5 tonnes), and the United States (253.2 tonnes). According to Statista, global gold production has risen each year since 2008, when global production totaled 2,280 metric tonnes to 2018 when production totaled 3,260 metric tonnes. In comparison, Mongolia only produced 22.6 tonnes in 2018. However, Mongolia currently has a government dedicated to increasing gold production over the next few years. The current majority, Mongolian People's Party, has enacted the "Gold-2" program to support gold companies and to double annual gold production in country by 2020. According to the Economic Research Institute, gold production in Mongolia is expected to reach 25 tonnes by the end of 2020.

In addition to the "Gold-2" program's aim to increase the amount of gold being produced; the program is also intended to improve the efficiencies of mining in Mongolia by providing:

- Favorable royalty and tax regimes
- Accelerated permitting procedures to start mines
- Simplified provincial regulations
- Government support
- Central Bank's financial support

Steppe has a great opportunity to benefit off the increased government support for mining in Mongolia. The Company is the first gold miner to implement the government's "Gold-2" plan giving them an advantage in getting their mine to production.

RISKS

As with any investment, there are certain risks associated with Steppe's operations as well as with the surrounding economic and regulatory environments common to the mining industry and operating in a foreign country.

- Even if Steppe Gold harvests a significant amount of resources from the ground, there is no guarantee that a profitable market will exist for those resources. Precious metals are subject to significant price movements in a short period of time.
- The Company has no history of net income, dividends, or cash flow and there can be no assurance that the Company will be profitable going forward. In the case that the Company cannot create enough revenue to sustain on-going business activities, Steppe's only source of financing will be through the sale of existing securities, high cost borrowing, or sale of its mineral properties.
- Mineral Reserves and grades are estimates only. There are many uncertainties in estimating mineral quantities of mineral reserves that may cause actual results and quantities to differ from those estimated. In the event that these resources are less bountiful than anticipated, the mine life and cash flow could be severely reduced.
- Steppe Gold has pledged a material amount of the gold and silver mined to Triple Flag in exchange for initial project financing. In addition, the Company has pledged a majority of its substantial assets at the ATO project for security to Triple Flag. This agreement could affect Steppe's ability to raise additional capital in the future. Lastly, if Triple Flag were to realize this security, the Company could lose interest in the ATO project.
- The Company intends to take the ATO project to the production stage, however, this will require additional permits and licenses from governmental authorities. The Company currently believes that they have or have applied for all the necessary licenses to carry out its exploration and production plans but may require ad
- The Company operates in Mongolia and maintains its accounts in Canadian and U.S. dollars as well as Mongolian Tughrík. Some of the Company's commitments and expenditures are denominated in U.S. dollars making the Company subject to currency fluctuations. Such fluctuations may materially affect the financial position of the company. The Company engages in limited hedging activities, however, there is no guarantee these hedging activities will be sufficient to defend against prolonged currency fluctuations in the future.

VALUATION

To help frame our valuation, we have created a DCF analysis of the open pit opportunity at ATO. Our valuation involves forecasting the net free cash flow generation from the mine over the 5 year estimated life of the project. Our cash flow projections are based on conservative assumptions supported by the Company's most recent technical report. The drivers for our model include tonnes milled, mineral grades of silver and gold, and recovery percentages over the life of the mine.

At a full production we have assumed the following:

- 1.5 million tonnes processed in 2020
- 1.2 million tonnes processed from 2021-2024
- Average Gold g/t of 1.23
- Silver g/t of 9.96
- USD per ounce of gold: \$1500
- USD per ounce of silver: \$17.50

Given that the company is close to production, we have applied a median discount rate of 9% to our resulting net after tax net cash flow we arrive at a range of CAD \$0.50 to \$1.81 with a mid-point at \$1.13. The chart below demonstrates sensitivity to a change in gold price from the \$1500 selected in our model.

Exhibit 13: Sensitivity Analysis

		Long Term Gold Price				
		1300	1400	1500	1600	1700
Discount Rate	7.0%	0.64	0.93	1.22	1.52	1.81
	8.0%	0.60	0.89	1.17	1.46	1.75
	9.0%	0.57	0.85	1.13	1.41	1.69
	10.0%	0.53	0.81	1.08	1.35	1.63
	11.0%	0.50	0.77	1.04	1.30	1.57

Source: Stonegate Capital Partners

In addition to our DCF analysis we have also chosen a comparative company analysis below. For our valuations, we have applied our forecasted EBITDA for the fiscal year of 2020 of USD\$28.5M.

Exhibit 14: Comparative Company Analysis

Name	Ticker	Price (1)	S/O	Mkt Cap	EV	EV/S (2)		EV/EBITDA (2)		P/E (2)		P/CFPS	
						2019	2020E	2019	2020E	2019	2020E	2019	2020E
Teranga Gold Corporation	TSX:TGZ	\$ 5.31	107.3	\$ 569.9	\$ 992.6	2.8x	1.8x	10.8x	5.0x	nm	17.7x	nm	4.9x
Roxgold Inc.	TSX:ROXG	\$ 0.59	372.0	\$ 218.3	\$ 201.4	1.1x	1.1x	2.5x	2.4x	40.9x	19.3x	nm	3.4x
Alio Gold Inc.	TSX:ALO	\$ 0.51	86.0	\$ 43.8	\$ 81.0	0.7x	1.1x	nm	2.8x	nm	13.1x	nm	3.7x
Argonaut Gold Inc.	TSX:AR	\$ 0.76	180.5	\$ 137.8	\$ 103.0	0.4x	0.4x	2.2x	1.3x	nm	4.4x	5.9x	2.0x
Asanko Gold Inc.	TSX:AKG	\$ 0.86	224.4	\$ 193.5	\$ 162.5	nm	0.4x	nm	2.7x	nm	6.9x	nm	4.3x
Ascendant Resources Inc.	TSX:ASND	\$ 0.08	77.7	\$ 6.0	\$ 14.3	nm	0.2x	nm	1.2x	nm	nm	nm	0.6x
Average						1.3x	0.8x	5.2x	2.6x	40.9x	12.3x	5.9x	3.2x
Median						0.9x	0.8x	2.5x	2.5x	40.9x	13.1x	5.9x	3.6x
Steppe Gold Ltd.	TSX:STGO	\$ 0.54	45.6	\$ 24.8	\$ 51.9	nm	0.7x	nm	1.8x	nm	1.5x	nm	1.0x

(1) Previous day's closing price

(2) Estimates are from Capital IQ except for STGO revenues, EBITDA and EPS, which are Stonegate estimates

Source: Company Reports, Capital IQ, Stonegate Capital Partners

BALANCE SHEET
Steppe Gold, Inc. (TSX: STGO)
Consolidated Balance Sheets (USD\$000s)
Fiscal Year: December

ASSETS	FY 2017	FY 2018	FY 2019
Assets			
Cash	\$ 2.36	\$ 7.02	\$ 0.67
Cash Held in Trust	1.31	-	-
Receivables and Other Assets	0.43	1.02	1.15
Inventory	-	1.39	8.36
Total Current Assets	4.10	9.43	10.18
Altan Tsagaan Ovoo	19.61	-	-
Uudam Khundii Project	2.20	2.04	1.99
Property, plant and equipment	0.45	32.08	41.28
Total Assets	\$ 26.36	\$ 43.55	\$ 53.44
LIABILITIES AND SHAREHOLDERS' EQUITY			
Current Liabilities			
Amounts Payable and Other Liabilities	\$ 0.19	\$ 1.70	\$5.69
Current Portion of Streaming Arrangement	-	-	10.40
Lease Liability	-	-	0.40
Purchase Price Payable	0.50	0.50	0.35
Promissory Notes	5.00	4.31	-
Convertible Debentures - Derivative	-	-	5.51
Total Current Liabilities	\$ 5.69	\$ 6.51	\$22.35
Long Term Liabilities			
Promissory Notes	3.53	-	-
Streaming Agreement	8.19	20.11	15.39
Lease Liability	-	-	0.18
Warrant Liability	5.35	-	-
Asset Retirement Obligation	-	0.32	0.27
Convertible Debentures - Loan liability	-	-	4.19
Total Long Term Liabilities	17.07	20.43	20.02
Total Liabilities	\$ 22.76	\$ 26.94	\$ 42.37
Shareholders' Equity			
Share Capital	7.86	20.42	22.54
Shares to be issued	0.65	0.65	-
Warrants	-	13.66	13.66
Special Warrants to be issued	1.31	-	-
Contributed Surplus	-	3.30	3.78
Non-controlling interest	-	(0.09)	(0.11)
Accumulated other Comprehensive income (loss)	(0.15)	(3.11)	(5.37)
Deficit	(6.08)	(18.21)	(23.42)
Total Shareholders' Equity (deficit)	\$ 3.59	\$ 16.61	\$ 11.07
Total Liabilities and Shareholders' Equity	\$ 26.36	\$ 43.55	\$ 53.44
Ratios			
Liquidity			
Current Ratio	0.7x	1.4x	0.5x
Quick Ratio	0.6x	1.1x	0.0x
Total Liabilities to Total Assets	86.4%	61.9%	79.3%

Source: Company Reports, Stonegate Capital Partners

INCOME STATEMENTS

Steppe Gold, Inc. (TSX: STGO)
Consolidated Statements of Income (in millions \$, except per share amounts)
Fiscal Year: December

	FY 2018	FY 2019	FY 2020E
Revenues			
Total revenues	\$ -	\$ -	\$ 73.56
Cost of Goods Sold	-	-	34.57
Gross Profit		-	38.99
Operating expenses			
Exploration and Evaluation Expenditures	1.03	0.13	5.20
Management Compensation	1.01	0.89	1.20
Stock Based Compensation	3.28	0.51	0.61
Professional Fees	1.50	1.09	1.50
Foreign Exchange (Gain) Loss	(0.18)	(1.21)	-
Office and General	0.95	0.87	1.20
Investor Relations	0.40	0.41	0.55
Accretion and Financing Costs	0.59	1.02	1.00
Travel	0.48	0.19	0.25
Reporting Issuer Costs	0.20	0.10	0.10
Depreciation	0.02	0.17	4.00
Corporate Social Responsibility Expense	-	0.25	0.50
Cost of issue convertible debentures	-	0.26	-
Change in Fair Value of Warrant Liability	2.94	0.87	-
Gain on modification of streaming arrangement	-	(0.30)	-
Total operating expenses	12.22	5.23	16.10
Operating Income	\$ (12.2)	\$ (5.2)	\$ 22.9
Income Tax	-	-	5.7
Net income (loss)	\$ (12.22)	\$ (5.23)	\$ 17.16
Cumulative Translation Adjustment	(3.0)	(2.3)	-
Comprehensive income (loss)	(15.2)	(7.5)	17.2
Basic EPS (loss)	\$ (0.33)	\$ (0.12)	\$ 0.36
Diluted EPS (loss)	\$ (0.33)	\$ (0.12)	\$ 0.36
Basic shares outstanding	36.7	41.8	48.1
Diluted shares outstanding	36.7	41.8	48.1
EBITDA	\$ (8.3)	\$ (4.8)	\$ 28.5
Growth Rate Analysis Y/Y			
Total revenues	N/A	N/A	N/A
Exploration and Evaluation Expenditures	-48.2%	-87.9%	4049.1%
Management Compensation	3.8%	-11.2%	34.5%
Stock Based Compensation	N/A	-84.6%	20.0%
Total operating expenses	119.1%	-57.2%	207.7%
Net income	-119.1%	57.2%	427.9%
EPS - fully diluted	-20.5%	62.6%	386.5%
Share count - fully diluted	81.8%	14.1%	15.0%

Source: Company Reports, Stonegate Capital Partners estimates

IN THE NEWS

March 2020 – STGO announces the commencement of ore processing at its 100% owned ATO Gold Mine in Mongolia. The company has now mined, crushed and stacked approximately 533,000t of gold ore at a grade of 2.0g/t gold on Cell1 of the leach pad where leaching has commenced.

January 2020 – Steppe Gold announces a private placement of secured convertible debentures for gross proceeds of \$3,000,000 on January 22, 2020.

December 2019 – Steppe Gold announces that the ATO Gold Mine is fully permitted and gold production is commencing. Full year 2020 production is estimated to be 60,000 oz of gold; Bataa Tumur-Ochir replaces Matthew Wood as CEO.

August 2019 – Company reports offering private placement of 10% unsecured convertible debentures for total proceeds of USD \$8.44 million. The debentures are convertible at any time prior to maturity at a conversion price of CAD \$0.90/sh.

August 2019 – Company announces the election of Ms. Sreenen Jargalan as a director of the company at the Special Meeting and the subsequent appointment of Mr. Steve Haggarty to the Board, the nominee of the company's financing partner, Triple Flag Mining Finance.

July 2019 -- Steppe Gold Ltd. announced that it has completed the heap leach development at its 100%-owned Altan Tsaagan Ovoo Gold Project. Internal commissioning of the ADR plant has been satisfactorily completed and the Company is now awaiting final cyanide permits before commencement of irrigation and gold production.

July 2019 – Company announces the appointment of Mr. Batkhuu Budnyam to the Company's Board as a Director. Mr. Budnyam is a successful entrepreneur and financial expert who has extensive experience in the banking and finance sectors in Mongolia.

April 2019 – Company announces it has been mining since November 2018 and has completed Phase I mining with 230,000 tonnes mined stacked and awaiting leaching.

CORPORATE GOVERNANCE

Bataa Tumur-Ochir – President, CEO & Director - Mr. Tumur-Ochir serves as Executive Vice President of Mongolia at Steppe Gold Ltd. and served as its Vice-President of Mongolia. Mr. Tumur-Ochir has been the Chief Executive Officer at Wolf Petroleum Limited since January 1, 2013 and serves as its Managing Director. Mr. Tumur-Ochir is responsible for daily operations in Mongolia. He is responsible for new business acquisitions, development and government and community relations. He served as Chief Operating Officer of Wolf Petroleum Limited from 2010 to October 8, 2016 and its Managing Director until October 8, 2016. Under his guidance Wolf Petroleum was awarded with the Operator of the Year Award from the Petroleum Authority of Mongolia.

Jeremy South – Senior Vice President and Chief Financial Officer - Mr. Jeremy Thomas South has been Senior Vice President and Chief Financial Officer of Steppe Gold Ltd. since July 11, 2018. Mr. South serves as Non-Executive Chairman and Director of Ascent Industries Corp. since June 25, 2019. Mr. South has been the Chief Financial Officer at Five Star Diamonds Ltd since March 1, 2018. He is a Managing Partner of a Canadian-based private equity group. Mr. South has been Chairman of Aldridge Minerals Inc. since January 19, 2018 and has been its Independent Director since December 12, 2017. He has many years of experience in M&A, capital markets and private equity in Europe, North America and Australia, including senior positions in investment banking at Deutsche Bank, NatWest Markets and Deloitte.

Matthew Wood – Executive Chairman - Mr. Wood serves as Chairman and Director of Steppe Gold Ltd. since October 5, 2016 and also serves as its President and Chief Executive Officer. Mr. Wood served as the Chief Executive Officer of Peninsula Energy Limited until October 31, 2004. Mr. Wood served as Managing Director of Iberian Resources Limited until August 23, 2007. Mr. Wood is an outstanding mineral resource explorer and developer with over many years global industry experience in mining and commodities investment. He has extensive experience in the technical and economic evaluation of gold and base metal projects throughout the world. He has managed successful deals in diamonds, coal, energy, ferrous metals, base and precious metals and other commodities.

Aneel Waraich – Executive VP & Director - Mr. Aneel Waraich is the Co-founder of Steppe Gold Ltd. Mr. Waraich serves as Director and Executive Vice President of Steppe Gold Ltd. and has been its Executive Director since October 05, 2016. Mr. Waraich is the Founder and Managing Partner of ATMA Capital Markets focusing on advising public and private companies in the Natural Resources sector. Mr. Waraich has 15 years of progressive experience in capital markets having worked on over \$1B in deals. Mr. Waraich has an MBA from the Goodman Institute of Investment Management at the John Molson School of Business.

Board of Directors:

Matthew Wood – *Chairman*

Bataa Tumur-Ochir – *Director*

Aneel Waraich – *Director*

Patrick Michaels – *Director*

Zamba Batjargal – *Director*

Batkhuu Budnyam – *Director*

Sreenen Jargalan – *Director*

Steven Haggarty – *Director*

IMPORTANT DISCLOSURES AND DISCLAIMERS

The following disclosures are related to Stonegate Capital Partners (SCP) research reports.

The information used for the creation of this report has been obtained from sources we considered to be reliable, but we can neither guarantee nor represent the completeness or accuracy of the information herewith. Such information and the opinions expressed are subject to change without notice and SCP does not undertake to advise you of any such changes. In preparing this research report, SCP analysts obtain information from a variety of sources, including to but not limited to, the issuing Company, a variety of outside sources, public filings, the principals of SCP and outside consultants. SCP and its analyst may engage outside contractors with the preparation of this report. The information contained in this report by the SCP analyst is believed to be factual, but we can neither guarantee nor represent the completeness or accuracy of the information herewith. While SCP endeavors to update the information contained herein on a reasonable basis, there may be regulatory, compliance, or other reasons that prevent us from doing so. The opinions or information expressed are believed to be accurate as of the date of this report; no subsequent publication or distribution of this report shall mean or imply that any such opinions or information remains current at any time after the date of this report. Reproduction or redistribution of this report without the expressed written consent of SCP is prohibited. Additional information on any securities mentioned is available on request. SCP does not rate the securities covered in its research. SCP does not have, nor has previously had, a rating for any securities of the Company. SCP does not have a price target for any securities of the Company.

Recipients of this report who are not market professionals or institutional investors should seek the advice of their independent financial advisor prior to making any investment decision based on this report or for any necessary explanation of its contents. Because the objectives of individual clients may vary, this report is not to be construed as an offer or the solicitation of an offer to sell or buy the securities herein mentioned. This report is the independent work of SCP and is not to be construed as having been issued by, or in any way endorsed or guaranteed by, any issuing companies of the securities mentioned herein.

SCP does not provide, nor has it received compensation for investment banking services on the securities covered in this report. SCP does not expect to receive compensation for investment banking services on the securities covered in this report. SCP has a non-exclusive Advisory Services agreement to provide research coverage, retail and institutional awareness, and overall Investor Relations support and for which it is compensated \$2,500 per month. SCP's equity affiliate, Stonegate Capital Markets (SCM) - member FINRA/SIPC - may seek to provide investment banking services on the securities covered in this report for which it could be compensated.

SCP Analysts are restricted from holding or trading securities in the issuers which they cover. Research Analyst and/or a member of the Analyst's household do not own shares of this security. Research Analyst, employees of SCP, and/or a member of the Analyst's household do not serve as an officer, director, or advisory board member of the Company. SCP and SCM do not make a market in any security nor do they act as dealers in securities.

SCP Analysts are paid in part based on the overall profitability of SCP and SCM. Such profitability is derived from a variety of sources and includes payments received from issuers of securities covered by SCP for services described above. No part of Analyst compensation was, is or will be, directly or indirectly, related to the specific recommendations or views expressed in any report or article. This security is eligible for sale in one or more states. This security may be subject to the Securities and Exchange Commission's Penny Stock Rules, which may set forth sales practice requirements for certain low-priced securities.

CONTACT INFORMATION

Investor Relations

Steppe Gold Ltd.
1201 Olympic Street 19A.
Sukhbaatar District 1, Ulaanbaatar, Mongolia
Phone: 976 7732-1914
<https://steppegold.com/investors/>

Investor Relations

Stonegate Capital Partners
8201 Preston Rd.-Suite 325
Dallas, Texas 75225
Phone: 214-987-4121
www.stonegateinc.com